

Sample Name: Strawberry Cough  
 LIMS Sample ID: 190408V006  
 Batch #: 031419SC  
 Sample Metric ID:  
 Sample Type: Concentrate, Product Inhalable  
 Batch Count: 2838 Unit(s)  
 Sample Count: 18 Unit(s)  
 Unit Mass: 1 Grams per Unit  
 Serving Mass:  
 Density:

Date Collected: 04/08/2019  
 Date Received: 04/09/2019  
 Tested for: Indus Holding Company  
 License #: C11-18-0000520-TEMP  
 Address: 3316 S Main St. Los Angeles CA 90007-4126  
 Produced by: Infusion Factory LLC  
 License #: CDPH-10002079  
 Address: 6955 Luther Dr. Sacramento CA 95823-1805  
 Overall result for batch 031419SC: Pass

**Moisture Test Results**

Moisture	%
NT	NT

**Water Activity Test Results**

Water Activity	Aw	Action Limit Aw
NT	NT	NT

**Cannabinoid Test Results**
**04/10/2019**

Cannabinoid analysis utilizing High Performance Liquid Chromatography (HPLC, QSP 5-4-4-4)

	mg/g	%	LOD mg/g	LOQ mg/g
THC	617.569	61.7569	0.052	0.158
THCa	ND	ND	0.052	0.156
CBD	10.556	1.0556	0.052	0.158
CBDa	ND	ND	0.052	0.156
CBN	10.637	1.0637	0.052	0.157
CBDV	ND	ND	0.021	0.063
CBDVa	ND	ND	0.037	0.111
CBG	14.314	1.4314	0.030	0.092
CBGa	ND	ND	0.044	0.133
THCV	6.373	0.6373	0.023	0.069
Δ8 - THC	ND	ND	0.053	0.162
CBC	9.136	0.9136	0.031	0.094
THCVa	ND	ND	0.091	0.276
CBL	ND	ND	0.130	0.393
CBCa	ND	ND	0.129	0.392

Sum of Cannabinoids:	668.585	66.8585	668.585 mg/Unit
Total THC (Δ9THC+0.877*THCa)	617.569	61.7569	617.569 mg/Unit
Total CBD (CBD+0.877*CBDa)	10.556	1.0556	10.556 mg/Unit

	Action Limit mg		
THC per Unit	1000.0	Pass	617.569 mg/Unit
THC per Serving			

**Terpene Test Results**

Terpene analysis utilizing Gas Chromatography - Flame Ionization Detection (GC - FID)

	mg/g	%	LOD mg/g	LOQ mg/g
☐ Bisabolol	NT			
☐ Pinene	NT			
3 Carene	NT			
Borneol	NT			
☐ Caryophyllene	NT			
Geraniol	NT			
☐ Humulene	NT			
Terpinolene	NT			
Valencene	NT			
Menthol	NT			
Nerolidol	NT			
Camphene	NT			
Eucalyptol	NT			
☐ Cedrene	NT			
Camphor	NT			
(-)-Isopulegol	NT			
Sabinene	NT			
☐ Terpinene	NT			
☐ Terpinene	NT			
Linalool	NT			
Limonene	NT			
Myrcene	NT			
Fenchol	NT			
☐ Phellandrene	NT			
Caryophyllene Oxide	NT			
Terpineol	NT			
☐ Pinene	NT			
R-(+)-Pulegone	NT			
Geranyl Acetate	NT			
Citronellol	NT			
p-Cymene	NT			
Ocimene	NT			
Guaiol	NT			
Phytol	NT			
Isoborneol	NT			


**Total Terpene Concentration: NT**
**Batch Photo**

**Sample Certification**

 Scan to verify at sclabs.com  
 Sample must be marked as public to be viewable



 Michael Pham, LQC Verified By  
 Date: 04/11/2019



 Josh Wurzer, President  
 Date: 04/11/2019

Sample Name: Strawberry Cough  
 LIMS Sample ID: 190408V006  
 Batch #: 031419SC  
 Sample Metrc ID:  
 Sample Type: Concentrate, Product Inhalable  
 Batch Count: 2838 Unit(s)  
 Sample Count: 18 Unit(s)  
 Unit Mass: 1 Grams per Unit  
 Serving Mass:  
 Density:

Date Collected: 04/08/2019  
 Date Received: 04/09/2019  
 Tested for: Indus Holding Company  
 License #: C11-18-0000520-TEMP  
 Address: 3316 S Main St. Los Angeles CA 90007-4126  
 Produced by: Infusion Factory LLC  
 License #: CDPH-10002079  
 Address: 6955 Luther Dr. Sacramento CA 95823-1805  
 Overall result for batch 031419SC: Pass

## Pesticide Test Results

04/10/2019

Pesticide, Fungicide and plant growth regulator analysis utilizing HPLC-Mass Spectrometry and GC-Mass Spectrometry

	Pass	µg/g	Action Limit µg/g	LOD µg/g	LOQ µg/g
Abamectin	Pass	ND	0.1	0.032	0.1
Acephate	Pass	ND	0.1	0.032	0.1
Acequinocyl	Pass	ND	0.1	0.032	0.1
Acetamiprid	Pass	ND	0.1	0.032	0.1
Azoxystrobin	Pass	ND	0.1	0.032	0.1
Bifenazate	Pass	ND	0.1	0.032	0.1
Bifenthrin	Pass	ND	3.0	0.032	0.1
Boscalid	Pass	<LOQ	0.1	0.032	0.1
Captan	Pass	ND	0.7	0.032	0.1
Carbaryl	Pass	ND	0.5	0.032	0.1
Chlorantraniliprole	Pass	ND	10.0	0.032	0.1
Clofentezine	Pass	ND	0.1	0.032	0.1
Cyfluthrin	Pass	ND	2.0	0.032	0.1
Cypermethrin	Pass	ND	1.0	0.032	0.1
Diazinon	Pass	ND	0.1	0.032	0.1
Dimethomorph	Pass	ND	2.0	0.032	0.1
Etoxazole	Pass	ND	0.1	0.032	0.1
Fenhexamid	Pass	ND	0.1	0.032	0.1
Fenpyroximate	Pass	ND	0.1	0.032	0.1
Fonicamid	Pass	ND	0.1	0.032	0.1
Fludioxonil	Pass	ND	0.1	0.032	0.1
Hexythiazox	Pass	ND	0.1	0.032	0.1
Imidacloprid	Pass	ND	5.0	0.032	0.1
Kresoxim-methyl	Pass	ND	0.1	0.032	0.1
Malathion	Pass	ND	0.5	0.032	0.1
Metalaxyl	Pass	ND	2.0	0.032	0.1
Methomyl	Pass	ND	1.0	0.032	0.1
Myclobutanil	Pass	ND	0.1	0.032	0.1
Naled	Pass	ND	0.1	0.032	0.1
Oxamyl	Pass	ND	0.5	0.032	0.1
Pentachloronitrobenzene	Pass	ND	0.1	0.032	0.1
Permethrin	Pass	ND	0.5	0.032	0.1
Phosmet	Pass	ND	0.1	0.032	0.1
Piperonylbutoxide	Pass	ND	3.0	0.032	0.1
Prallethrin	Pass	ND	0.1	0.032	0.1
Propiconazole	Pass	<LOQ	0.1	0.032	0.1
Pyrethrins	Pass	ND	0.5	0.032	0.1
Pyridaben	Pass	ND	0.1	0.032	0.1
Spinetoram	Pass	ND	0.1	0.032	0.1
Spinosad	Pass	ND	0.1	0.032	0.1
Spiromesifen	Pass	ND	0.1	0.032	0.1
Spirotetramat	Pass	ND	0.1	0.032	0.1
Tebuconazole	Pass	ND	0.1	0.032	0.1
Thiamethoxam	Pass	ND	5.0	0.032	0.1
Trifloxystrobin	Pass	ND	0.1	0.032	0.1

## Mycotoxin Test Results

04/10/2019

Mycotoxin analysis utilizing HPLC-Mass Spectrometry

	Pass	µg/kg	Action Limit µg/kg	LOD µg/kg	LOQ µg/kg
Aflatoxin B1, B2, G1, G2	Pass	ND	20.0	0.681	2.139
Ochratoxin A	Pass	ND	20.0	6.204	19.5

## Pesticide Test Results

04/10/2019

Pesticide, Fungicide and plant growth regulator analysis utilizing HPLC-Mass Spectrometry and GC-Mass Spectrometry

	Pass	µg/g	Action Limit µg/g	LOD µg/g	LOQ µg/g
Aldicarb	Pass	ND	ND	0.032	0.1
Carbofuran	Pass	ND	ND	0.032	0.1
Chlordane	Pass	ND	ND	0.032	0.1
Chlorfenapyr	Pass	ND	ND	0.032	0.1
Chlorpyrifos	Pass	ND	ND	0.032	0.1
Coumaphos	Pass	ND	ND	0.032	0.1
Daminozide	Pass	ND	ND	0.032	0.1
DDVP (Dichlorvos)	Pass	ND	ND	0.032	0.1
Dimethoate	Pass	ND	ND	0.032	0.1
Ethoprop(hos)	Pass	ND	ND	0.032	0.1
Etofenprox	Pass	ND	ND	0.032	0.1
Fenoxycarb	Pass	ND	ND	0.032	0.1
Fipronil	Pass	ND	ND	0.032	0.1
Imazalil	Pass	ND	ND	0.032	0.1
Methiocarb	Pass	ND	ND	0.032	0.1
Methyl parathion	Pass	ND	ND	0.032	0.1
Mevinphos	Pass	ND	ND	0.032	0.1
Pacllobutrazol	Pass	ND	ND	0.032	0.1
Propoxur	Pass	ND	ND	0.032	0.1
Spiroxamine	Pass	ND	ND	0.032	0.1
Thiacloprid	Pass	ND	ND	0.032	0.1

## Heavy Metal Test Results

04/10/2019

Heavy metal analysis utilizing Inductively Coupled Plasma Mass Spectrometry (ICP-MS)

	Pass	µg/g	Action Limit µg/g	LOD µg/g	LOQ µg/g
Cadmium	Pass	ND	0.2	0.0032	0.01
Lead	Pass	0.029	0.5	0.0080	0.025
Arsenic	Pass	ND	0.2	0.0032	0.01
Mercury	Pass	ND	0.1	0.0025	0.008


## Sample Certification



Scan to verify at sclabs.com  
 Sample must be marked as public to be viewable



Michael Pham, LQC Verified By  
 Date: 04/11/2019



Josh Wurzer, President  
 Date: 04/11/2019

Sample Name: Strawberry Cough  
 LIMS Sample ID: 190408V006  
 Batch #: 031419SC  
 Sample Metric ID:  
 Sample Type: Concentrate, Product Inhalable  
 Batch Count: 2838 Unit(s)  
 Sample Count: 18 Unit(s)  
 Unit Mass: 1 Grams per Unit  
 Serving Mass:  
 Density:

Date Collected: 04/08/2019  
 Date Received: 04/09/2019  
 Tested for: Indus Holding Company  
 License #: C11-18-0000520-TEMP  
 Address: 3316 S Main St. Los Angeles CA 90007-4126  
 Produced by: Infusion Factory LLC  
 License #: CDPH-10002079  
 Address: 6955 Luther Dr. Sacramento CA 95823-1805  
 Overall result for batch 031419SC: Pass

**Residual Solvent Test Results**
**04/10/2019**

Residual Solvent analysis utilizing Gas Chromatography - Mass Spectrometry (GC - MS)

		µg/g	Action Limit µg/g	LOD µg/g	LOQ µg/g
1,2-Dichloroethane	Pass	ND	1.0	0.162	0.474
Benzene	Pass	ND	1.0	0.321	0.941
Chloroform	Pass	ND	1.0	0.096	0.282
Ethylene Oxide	Pass	ND	1.0	0.321	0.941
Methylene chloride	Pass	ND	1.0	0.192	0.563
Trichloroethylene	Pass	ND	1.0	0.127	0.373
Acetone	Pass	ND	5000.0	371.43	1088.28
Acetonitrile	Pass	ND	410.0	0.657	1.925
Butane	Pass	ND	5000.0	107.06	313.69
Ethanol	Pass	ND	5000.0	149.81	438.94
Ethyl acetate	Pass	ND	5000.0	149.48	437.97
Ethyl ether	Pass	ND	5000.0	375.12	1099.1
Heptane	Pass	ND	5000.0	149.21	437.17
Hexane	Pass	ND	290.0	18.5	54.22
Isopropyl Alcohol	Pass	ND	5000.0	74.61	218.59
Methanol	Pass	ND	3000.0	96.47	282.66
Pentane	Pass	ND	5000.0	149.25	437.31
Propane	Pass	ND	5000.0	106.66	312.5
Toluene	Pass	ND	890.0	7.107	20.82
Total Xylenes	Pass	ND	2170.0	1.387	4.065

**Note**
**Microbiological Test Results**
**04/10/2019**

PCR and fluorescence detection of microbiological impurities

			Action Limit
Shiga toxin-producing Escherichia coli	Pass	ND	ND
Salmonella spp.	Pass	ND	ND
Aspergillus fumigatus	Pass	ND	ND
Aspergillus flavus	Pass	ND	ND
Aspergillus niger	Pass	ND	ND
Aspergillus terreus	Pass	ND	ND

**Foreign Material Test Results**
**04/09/2019**


Pass

**Sample Certification**

 Scan to verify at sclabs.com  
 Sample must be marked as public to be viewable



 Michael Pham, LQC Verified By  
 Date: 04/11/2019



 Josh Wurzer, President  
 Date: 04/11/2019